




MOVING South Carolina

An Overview of Transportation in South Carolina




The Take-Away

SCDOT is delivering on the promise of the 2017 Roads Bill to bring our system back from 30 years of deferred maintenance.



New challenges mean we need to approach business differently.



10-Year Plan Accomplishments

RURAL ROAD SAFETY

The completed projects have seen a 20% reduction in Fatal and Serious Injury crashes

1209 miles



PAVING

Paving projects are being accomplished in every county of the State

9709 miles



BRIDGES

Bridges must continue to be a major focus and an area for additional investment

431 bridges



INTERSTATES

Work is underway on nearly every interstate in the State

121 miles



Construction

**Tournament Boulevard at
McDowell Shortcut
Intersection Improvements**

**RIDE Program – US 501
Widening, US 701 Widening**

**Forestbrook Road
Widening**

**US 17 Bypass
Widening**




Maintenance by the Numbers in District 5



7,279

Miles of roads




1,483

Bridges



116,728

Road signs



87,855

Acres of mowing



1043

Miles of ditch clearing



170,193

Potholes

Challenges

FEDERAL HIGHWAY ADMINISTRATION
U. S. DEPARTMENT OF TRANSPORTATION
FEDERAL TRANSIT ADMINISTRATION

SC DEPARTMENT OF TRANSPORTATION
STATE INFRASTRUCTURE BANK

46 COUNTY TRANSPORTATION COMMITTEES

11 METROPOLITAN PLANNING
ORGANIZATIONS

10 COUNCIL OF GOVERNMENTS

6 COUNTY SALES TAX PROGRAMS

271 MUNICIPALITIES & 46 COUNTIES

29 PUBLIC TRANSIT PROVIDERS

**Complex Transportation
Planning Process**

IN FY 17 - 18, 1 CENT OF
THE GAS TAX BOUGHT
114
MILES OF 2-LANE RESURFACING


IN FY 23 - 24, 1 CENT OF
GAS TAX BOUGHT

89
MILES OF 2-LANE RESURFACING

IN FY 24 - 25, 1 CENT OF
THE GAS TAX BOUGHT

87
MILES OF 2-LANE RESURFACING

**Inflation & diminishing
buying power**



**Growth is Here.
How Do We Respond?**



**Horry County's population is
expected to grow by 180,000
people by 2040**